



Book Distribution



Event and Activity Ideas

Thank you for being a part of this wonderful program that motivates children, families, and community members to read together.

The book distribution is a wonderful opportunity to get to know the families and neighbors of your center. Get creative, this is a fun event for you and the children!

The beginning of the school year is an exciting time when so many things are new. This would be a wonderful opportunity to get to know the children's families and for them to get to know your class too.

ADOPT A BOOK

Have the children adopt their very own book! Let the children know that the books need to go to a good home with people that will read and care for them. We've included an adoption certificate which you can print out and have the children fill in or color.

BOOKS N PIZZA

Have a pizza party for the book distribution. Turn your center into a pizza parlor and invite the children's families. Have the children make craft pizzas and ask the adults to be guest readers!

BACK TO SCHOOL

It's a new year filled with new faces. Get to know each other with a back to school read along. Children can talk about what they did during the summer and families can read or tell stories of what it was like when they went to school.

ALPHABET PARADE

Have the children wear a letter of the alphabet and have a parade! You can sing the ABC song as you go.

Early Learning Coalition of Miami-Dade/Monroe

2555 Ponce de Leon Blvd, 5th Floor
Coral Gables, FL 33134

305-646-7220

www.elcmdm.org

1100 Simonton St., Suite 1-204
Key West, FL 33040

305.296.5557

PICTURE READING

Sometimes we have books in a different language or have a hard time reading but this should not keep us for reading with our children.


Picture reading is a useful way to encourage the joy of reading to your children. Instead of reading the text in the book you tell a story according to the pictures in the story.

This is a great way to engage the children as you ask open ended questions and get them to tell some of the story as well. All you need is your imagination!




Making Book Marks

Cut poster board or card stock into strips 2 inches wide. Have the children decorate the book mark with anything you have handy, stickers, pictures from magazines, or drawings. There is no end to how this can be decorated. Once they are done cover the bookmark with clear contact paper or clear packing tape.


Reading aloud with children is known to be the single most important activity for building the knowledge and skills they will eventually require for learning to read. Marilyn Jager Adams



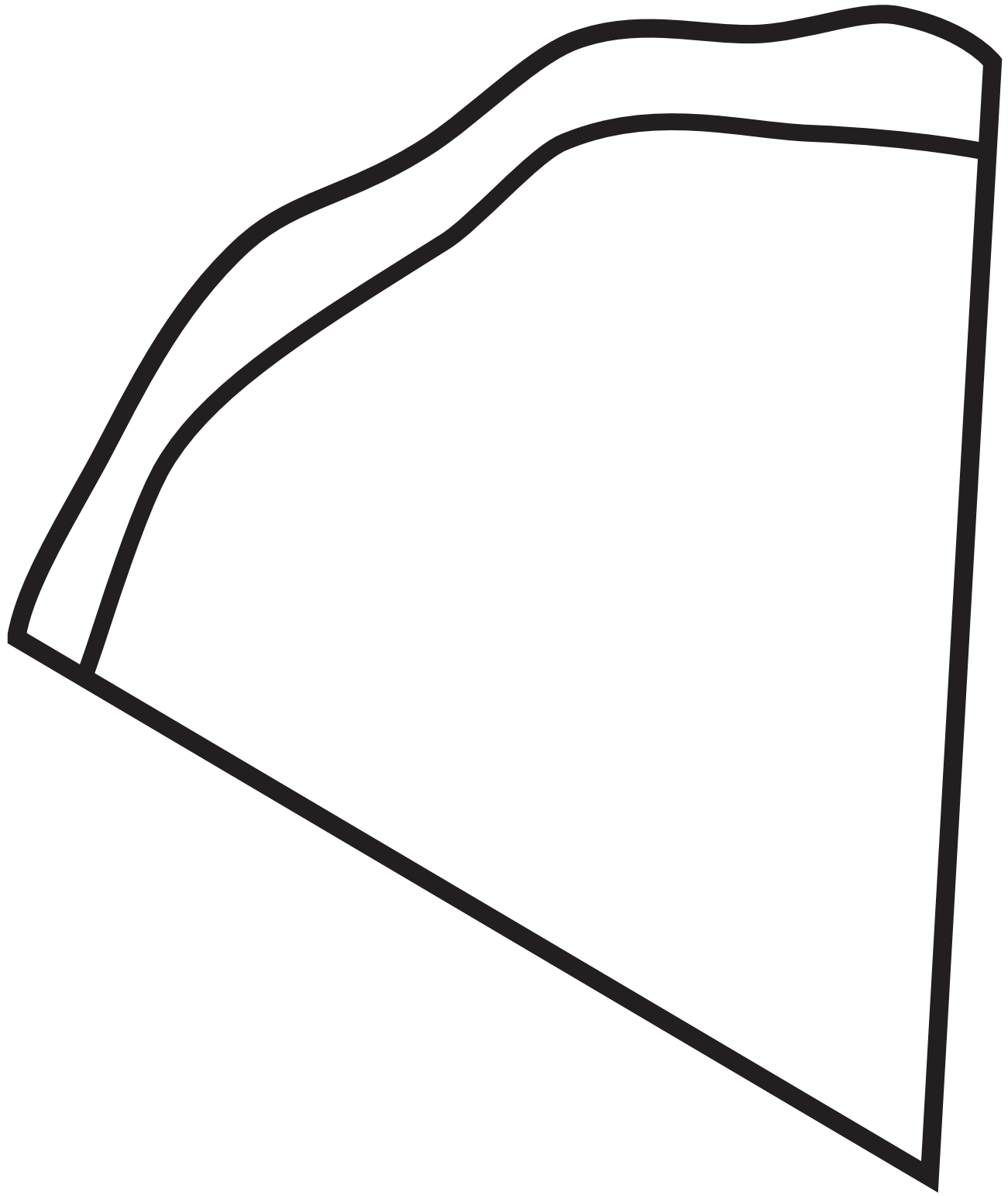
Story Book Puppets...
You can make a puppet out of just about anything - a brown paper bag or an old sock. Decorate it and have the puppet help you read!
TRY THIS!.....



Print and cut out the bookplates. Have the children write their name and color the bookplates. Then glue the bookplate inside the book.



Print out, cut out nose with whiskers, each eye and each ear, separately, color and paste on a brown paper bag.



Print out and have the children decorate their slice of pizza. they can color, glue or paint on it.



Book Adoption Certificate

_____ name

Has adopted a wonderful book today.

_____ adoption coordinator